

Holding of specified Securities (Statement showing shareholding pattern)

1. Name of Listed Entity : **Odyssey Technologies Limited**

2. Scrip Code/Name of Scrip/Class of Security : **530175 / ODYSSEY TEC / Equity Shares**

3. Share Holding Pattern filed under Reg. 31(1)(b) : **For the quarter ended 30th June 2017**

4. Declaration :

	Particulars	Yes	No
1	Whether the Listed Entity has issued any partly paid up shares?		No
2	Whether the Listed Entity has issued any Convertible Securities or Warrants?		No
3	Whether the Listed Entity has any shares against which depository receipts are issued?		No
4	Whether the Listed Entity has any shares in locked-in?		No
5	Whether any shares held by promoters are pledge or otherwise encumbered?		No



5. The tabular format for disclosure of holding of specified securities is as follows:-

Table I - Summary Statement holding of specified securities

Category (I)	Category of shareholder (II)	No. of shareholders (III)	No. of fully paid up equity shares held (IV)	No. of partly paid-up equity shares held (V)	No. of shares underlying Depository Receipts (VI)	Total no. of shares held (VII)=(IV)+(V)+(VI)	Shareholding as a % of total no. of shares (calculated as per SCRR, 1957) (VIII) As a % of (A+B+C2)	Number of Voting Rights held in each class of securities (IX)				No. of shares Underlying Outstanding convertible securities (Including Warrants) (X)	Shareholding as a % assuming full conversion of convertible securities(as a percentage of diluted share (XI)=(VII)+(X) (X)	Number of locked in shares (XII)		Number of shares pledged or otherwise encumbered (XIII)		Number of equity shares held in dematerialized form (XIV)
								No. of Voting Rights			Total as a % of (A+B+C)			No. (a)	As a % of total shares held (b)	No. (a)	As a % of total shares held (b)	
								Class eg : x	Class eg : y	Total								
(A)	Promoter & Promoter Group	14	1903552	0	0	1903552	21.47	1903552	0	1903552	21.47	0	21.47	0	0	1903552		
(B)	Public	4066	6961323	0	0	6961323	78.53	6961323	0	6961323	78.53	0	78.53	0	NA	6811143		
(C)	Non-Promoter-Non Public	0	0	0	0	0	0	0	0	0	0	0	0	0	NA	0		
(C1)	Shares underlying DRs	0	0	0	0	0	NA	0	0	0	0	0	0.00	0	NA	0		
(C2)	Shares held by Employee Trusts	0	0	0	0	0	0	0	0	0	0	0	0	0	NA	0		
	Total	4080	8864875	0	0	8864875	100.00	8864875	0	8864875	100.00	0	100.00	0		8714695		



Table II - Statement showing shareholding pattern of the Promoter and Promoter Group

(I)	Category & Name of the Shareholders	PAN	No. of shareholder	No. of fully paid up equity shares held	Partly paid-up equity shares held	No. of shares underlying Depository Receipts	Total no. of shares held (VII=IV+V+VI)	Shareholding % calculated as per SCRR, 1957 (VIII) As a % of (A+B+C2)	Number of Voting Rights held in each class of securities			No. of shares Underlying Outstanding convertible securities (Including Warrants) (X)	Shareholding as a % assuming full conversion of convertible securities(as a percentage of diluted share capital) (XI)=(VII)+(X) As a % of (A+B+C2)	Number of locked in shares		Number of shares pledged or otherwise encumbered		Number of equity shares held in dematerialized form (XIV)		
									(IX)		Total as a % of Total Voting rights			(XII) No. (a)	As a % of total shares held (b)	(XIII) No. (a)	As a % of total shares held (b)			
									No. of Voting Rights											
									Class x	Class y									Total	
(1)	Indian																			
(a)	Individuals/Hindu undivided Family																			
	Names																			
1	B. Robert Raja			579955	0	0	579955	6.54	579955	0	579955	6.54	0	6.54	0	0	0	0	579955	
2	Arul Mary Raja			381795	0	0	381795	4.31	381795	0	381795	4.31	0	4.31	0	0	0	0	381795	
3	Isabelle Raja			260213	0	0	260213	2.94	260213	0	260213	2.94	0	2.94	0	0	0	0	260213	
4	B. Antony Raja			102000	0	0	102000	1.15	102000	0	102000	1.15	0	1.15	0	0	0	0	102000	
5	Sisyphus R Raja			71845	0	0	71845	0.81	71845	0	71845	0.81	0	0.81	0	0	0	0	71845	
6	P Vasanthi Beulah			15944	0	0	15944	0.18	15944	0	15944	0.18	0	0.18	0	0	0	0	15944	
7	M Ranjitham			13000	0	0	13000	0.15	13000	0	13000	0.15	0	0.15	0	0	0	0	13000	
8	Veronica			7400	0	0	7400	0.08	7400	0	7400	0.08	0	0.08	0	0	0	0	7400	
9	Christopher A Raja			7400	0	0	7400	0.08	7400	0	7400	0.08	0	0.08	0	0	0	0	7400	
10	J Sornamary			4100	0	0	4100	0.05	4100	0	4100	0.05	0	0.05	0	0	0	0	4100	
11	Mary Indra			3000	0	0	3000	0.03	3000	0	3000	0.03	0	0.03	0	0	0	0	3000	
12	Arul Mary Paulraj			2000	0	0	2000	0.02	2000	0	2000	0.02	0	0.02	0	0	0	0	2000	
13	B Ubahara Mary			2000	0	0	2000	0.02	2000	0	2000	0.02	0	0.02	0	0	0	0	2000	
	Total			13 1450652	0	0	1450652	16.36	1450652	0.00	1450652	16.36	0.00	16.36	0.00	0.00	0.00	0.00	1450652	
(b)	Central Government State Government(s)			0	0	0	0	0	0	0	0	0	0	0	0	0	0	0	0	
	Name (Xyz...)																			
(c)	Financial Institutions/Banks			0	0	0	0	0	0	0	0	0	0	0	0	0	0	0	0	
	Name (Xyz...)																			
(d)	Any Other			0	0	0	0	0	0	0	0	0	0	0	0	0	0	0	0	
	Cyberneme Private Limited			1 452900	0	0	452900	5.11	452900	0	452900	5.11	0	5.11	0	0	0	0	452900	
	Sub-Total (A)(1)			14 1903552	0	0	1903552	21.47	1903552	0	1903552	21.47	0	21.47	0	0	0	0	1903552	



(I)	Category & Name of the Shareholders	PAN	No. of shareholder	No. of fully paid up equity shares held	Partly paid-up equity shares held	No. of shares underlying Depository Receipts	Total no. of shares held (VII=IV+V+VI)	Shareholding % calculated as per SCRR, 1957 (VIII) As a % of (A+B+C2)	Number of Voting Rights held in each class of securities			No. of shares Underlying Outstanding convertible securities (Including Warrants)	Shareholding as a % assuming full conversion of convertible securities(as a percentage of diluted share capital) (XI)=(VII)+(X) As a % of (A+B+C2)	Number of locked in shares		Number of shares pledged or otherwise encumbered		Number of equity shares held in dematerialized form (XIV)		
									(IX)					Total as a % of Total Voting rights	(XII)	(XIII)	(XIII)		(XIII)	
									No. of Voting Rights		Total									No. (a)
									Class x	Class y										
(2)	Foreign																			
(a)	Individuals (Non-Resident Individuals / Foreign Individuals)																			
	Name (Xyz...)																			
(b)	Government																			
	Name (Xyz...)																			
(c)	Institutions																			
	Name (Xyz...)																			
(d)	Foreign Portfolio Investor																			
	Name (Xyz...)																			
(e)	Any Other (Specify)																			
	Name (Xyz...)																			
	Sub-Total (A)(2)																			
	Total Shareholding of Promoter and Promoter Group (A)=(A)(1)+(A)(2)																			
			14	1903552	0	0	1903552	21.47	1903552	0	1903552	21.47	0	21.47	0	0	0	0	1903552	


Details of Shares which remain unclaimed may be given here along with details such as number of shareholders, outstanding shares held in demat / unclaimed suspense account, voting rights which are frozen etc.



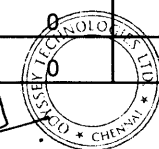
KU

Table III - Statement showing shareholding pattern of the Public shareholder

(I)	Category & Name of the Shareholders	PAN (II)	No. of shareholders (III)	No. of fully paid up equity shares held (IV)	Partly paid up equity shares held (V)	No. of shares underlying Depository Receipts (VI)	Total no. of shares held (VII=IV+V+VI)	Shareholding % calculated as per SCRR, 1957 (VIII) As a % of (A+B+C2)	Number of Voting Rights held in each class of securities (IX)			No. of shares Underlying Outstanding convertible securities (Including Warrants) (X)	Total Shareholding as a % assuming full conversion of convertible securities(as a percentage of diluted share capital) (XI)	Number of locked in shares (XII)		Number of shares pledged or otherwise encumbered (XIII)		Number of equity shares held in dematerialized form (XIV)	
									No. of Voting Rights		Total as a % of Total Voting rights			No. (a)	As a % of total shares held (b)	No. (Not applicable) (a)	% of total shares held (Not applicable)		
									Class x	Class y									Total
(1)	Institutions																		
(a)	Mutual Funds		0	0	0	0	0	0	0	0	0	0	0	0	0	0	0	0	0
	Name (Xyz...)																		
(b)	Venture Capital Funds		0	0	0	0	0	0	0	0	0	0	0	0	0	0	0	0	0
	Name (Xyz...)																		
(c)	Alternate Investment Funds		0	0	0	0	0	0	0	0	0	0	0	0	0	0	0	0	0
	Name (Xyz...)																		
(d)	Foreign Venture Capital Investors		0	0	0	0	0	0	0	0	0	0	0	0	0	0	0	0	0
	Name (Xyz...)																		
(e)	Foreign Portfolio Investors		0	0	0	0	0	0	0	0	0	0	0	0	0	0	0	0	0
	Name (Xyz...)																		
(f)	Financial Institutions/Banks		0	0	0	0	0	0	0	0	0	0	0	0	0	0	0	0	0
	Name (Xyz...)																		
(g)	Insurance Companies		0	0	0	0	0	0	0	0	0	0	0	0	0	0	0	0	0
	Name (Xyz...)																		
(h)	Provident Funds / Pension Funds		0	0	0	0	0	0	0	0	0	0	0	0	0	0	0	0	0
	Name (Xyz...)																		
(i)	Any Other (Specify)		0	0	0	0	0	0	0	0	0	0	0	0	0	0	0	0	0
	Name (Xyz...)																		
	Sub-Total (B)(1)		0	0	0	0	0	0	0	0	0	0	0	0	0	0	0	0	0




(I)	(II)	(III)	(IV)	(V)	(VI)	(VII=IV+V+VI)	(VIII) As a % of (A+B+C2)	(IX)			(X)	(XI)	(XII)		(XIII)		(XIV)	
								Number of Voting Rights held in each class of securities					Total as a % of Total Voting rights	No. (a)	As a % of total shares held (b)	No. (Not applicable) (a)		% of total shares held (Not applicable)
								No. of Voting Rights	Total									
								Class x	Class y	Total								
(2)	Central Government / State Government(s) / President of India		0	0	0	0	0	0	0	0	0	0	0	0	0	0	0	
	Name (Xyz...)																NA	
	Sub-Total (B)(2)		0	0	0	0	0	0	0	0	0	0	0	0	0	0	NA	
(3)	Non-Institutions																NA	
(a)	Individuals - I. Individual shareholders holding nominal share capital up to Rs. 2 lakhs		3758	2944161	0	0	2944161	33.21	2944161	0	2944161	33.21	0	33.21	0	0	NA	2796881
	Name (Xyz...)																NA	
(a)	Individuals - II. Individual shareholders holding nominal share capital in excess of Rs. 2 lakhs		41	3063851	0	0	3063851	34.56	3063851	0	3063851	34.56	0	34.56	0	0	NA	3063851
Names of shareholders holding more than 1% of total number of shares :																		
	P S REDDY			638334	0	0	638334	7.20	638334	0	638334	7.20	0	7.20	0	0	NA	638334
	NEEPA SHAH			176830	0	0	176830	1.99	176830	0	176830	1.99	0	1.99	0	0	NA	176830
	CHANDRASEN JHAVERI			129085	0	0	129085	1.46	129085	0	129085	1.46	0	1.46	0	0	NA	129085
	ZAKI ABBAS NASSER			120000	0	0	120000	1.35	120000	0	120000	1.35	0	1.35	0	0	NA	120000
	HEMKURBEN KANJI SANGOI			98045	0	0	98045	1.11	98045	0	98045	1.11	0	1.11	0	0	NA	98045
	P BHAVANA REDDY			97000	0	0	97000	1.09	97000	0	97000	1.09	0	1.09	0	0	NA	97000
	KAMLESH NAVINCHANDRA SHAH			92043	0	0	92043	1.04	92043	0	92043	1.04	0	1.04	0	0	NA	92043
(b)	NBFCs registered with RBI		0	0	0	0	0	0	0	0	0	0.00	0	0	0	0	NA	0



(I)	(II)	(III)	(IV)	(V)	(VI)	(VII=IV+V+VI)	(VIII) As a % of (A+B+C2)	(IX)			(X)	(XI)	(XII)		(XIII)		(XIV)	
								Number of Voting Rights held in each class of securities					Total as a % of Total Voting rights	No. (a)	As a % of total shares held (b)	No. (Not applicable) (a)		% of total shares held (Not applicable)
								Class x	Class y	Total								
Name (Xyz...)																		
(c)	Employee Trusts	0	0	0	0	0	0	0	0	0	0	0	0	0	NA	0		
Name (Xyz...)																		
(d)	Overseas Depositories (holding DRs balancing figure)	0	0	0	0	0	0	0	0	0	0	0	0	0	NA	0		
Name (Xyz...)																		
(e)	Any Other (Specify)																	
Bodies																		
	Corporate	115	368634	0	0	368634	4.16	368634	0	368634	4.16	0	4.16	0	NA	365734		
	Clearing Member	8	4373	0	0	4373	0.05	4373	0	4373	0.05	0	0.05	0	NA	4373		
	Hindu Undivided Families	122	417760	0	0	417760	4.71	417760	0	417760	4.71	0	4.71	0	NA	417760		
Names of shareholders holding more than 1% of total number of shares :																		
	KAMLESH N SHAH		109055	0	0	109055	1.23	109055	0	109055	1.23	0	1.23	0	NA	109055		
	NRI - Non Repat	12	32459	0	0	32459	0.37	32459	0	32459	0.37	0	0.37	0	NA	32459		
	NRI - Repat	10	130085	0	0	130085	1.47	130085	0	130085	1.47	0	1.47	0	NA	130085		
Names of shareholders holding more than 1% of total number of shares :																		
	HARSHA VENKATESH		91445	0	0	91445	1.03	91445	0	91445	1.03	0	1.03	0	NA	91445		
	Sub-Total (B)(3)	4066	6961323	0	0	6961323	78.53	6961323	0	6961323	78.53	0.00	78.53	0	NA	6811143		
	Total Public Shareholding (B)=(B)(1)+(B)(2)+(B)(3)	4066	6961323	0	0	6961323	78.53	6961323	0.00	6961323	78.53	0.00	78.53	0	NA	6811143		

Details of the shareholders acting as persons in Concert including their Shareholding(No. and %)

Details of shares which remain unclaimed may be given here along with details such as number of shareholders, outstanding shares held in demat/unclaimed suspense account, voting rights which are frozen etc.



(I)	(II)	(III)	(IV)	(V)	(VI)	(VII)=IV+V+VI)	(VIII) As a % of (A+B+C2)	(IX)			(X)	(XI)	(XII)		(XIII)		(XIV) (Not Applicable)
								Number of Voting Rights held in each class of securities		Total as a % of Total Voting rights			No.	As a % of total shares held	No. (Not applicable)	As a % of total shares held (Not applicable)	
								No. of Voting Rights	Total								
								Class x	Class y								
(1) Custodian / DR Holder	0	0	0	0	0	0	0	0	0	0	0	0	0	0	0	0	0
(a) Name of DR Holder (if available)	0	0	0	0	0	0	0	0	0	0	0	0	0	0	0	0	0
(i) abc...	0	0	0	0	0	0	0	0	0	0	0	0	0	0	0	0	0
(ii) efg...	0	0	0	0	0	0	0	0	0	0	0	0	0	0	0	0	0
(2) Employee Benefit Trust (Under SEBI (share based Employee Benefit) Regulations, 2014)	0	0	0	0	0	0	0	0	0	0	0	0	0	0	0	0	0
(a) Name(abc..)	0	0	0	0	0	0	0	0	0	0	0	0	0	0	0	0	0
Total Non-Promoter-Non Public Shareholding (C)=(C)(1)+(C)(2)	0	0	0	0	0	0	0	0	0	0	0	0	0	0	0	0	0

