



(I) (a) Statement showing Shareholding Pattern

Name of the Company : Odyssey Technologies Limited			
Scrip Code, Name of the scrip, class of security : 530175, ODYSSEY TEC, Equity shares			
Quarter ended : 30th June 2015			
N A			
Partly paid-up shares :-	No. of partly paid-up shares	As a % of total no. of partly paid-up shares	As a % of total no. of shares of the company
Held by promoter/promoter group	0	0	0
Held by public	0	0	0
Total	0	0	0
Outstanding convertible securities :-	No. of outstanding securities	As a % of total no. of outstanding convertible securities	As a % of total no. of shares of the company, assuming full conversion of the convertible securities
Held by promoter/promoter group	0	0	0
Held by public	0	0	0
Total	0	0	0
Warrants :-	No. of warrants	As a % of total no. of warrants	As a % of total no. of shares of the company, assuming full conversion of warrants
Held by promoter/promoter group	0	0	0
Held by public	0	0	0
Total	0	0	0
Total paid-up capital of the company assuming full conversion of warrants and convertible securities	8864875 (Fully paid up)	0	100





Statement Showing Shareholding Pattern

Table (I)(a)

Category Code	Category of shareholder	Number of shareholders	Total number of shares	Number of shares held in dematerialised form	Total shareholding as a percentage of total number of shares		Shares pledged or otherwise encumbered	
					As a percentage of (A+B) ¹	As a percentage of (A+B+C)	Number of shares	As a percentage (IX)=(VIII)/(IV)*100
(I)	(II)	(III)	(IV)	(V)	(VI)	(VII)	(VIII)	(IX)=(VIII)/(IV)*100
(A)	Shareholding of Promoter and Promoter Group²							
(1)	Indian							
(a)	Individuals / Hindu Undivided Family	13	1370652	1370652	15.46	15.46	0	0
(b)	Central Government / State Government(s)	0	0	0	0	0	0	0
(c)	Bodies Corporate	1	452900	452900	5.11	5.11	0	0
(d)	Financial Institutions / Banks	0	0	0	0	0	0	0
(e)	Any other (specify)	0	0	0	0	0	0	0
	Sub-Total (A)(1)	14	1823552	1823552	20.57	20.57	0	0
(2)	Foreign							
(a)	Individuals (Non-Resident Individuals / Foreign Individuals)	0	0	0	0	0	0	0
(b)	Bodies Corporate	0	0	0	0	0	0	0
(c)	Institutions	0	0	0	0	0	0	0
(d)	Qualified Foreign Investor	0	0	0	0	0	0	0
(e)	Any other (specify)	0	0	0	0	0	0	0
	Sub-Total (A)(2)	0	0	0	0	0	0	0
	Total Shareholding of Promoter and Promoter Group (A) = (A)(1)+(A)(2)	14	1823552	1823552	20.57	20.57	0	0





Category Code	Category of shareholder	Number of shareholders	Total number of shares	Number of shares held in dematerialised form	Total shareholding as a percentage of total number of shares		Shares pledged or otherwise encumbered	
					As a percentage of (A+B) ¹	As a percentage of (A+B+C)	Number of shares	As a percentage (IX)=(VIII)/(IV)*100
(I)	(II)	(III)	(IV)	(V)	(VI)	(VII)	(VIII)	(IX)
(B)	Public Shareholding						N.A	N.A
(1)	Institutions						N.A	N.A
(a)	Mutual Funds / UTI	0	0	0	0	0		
(b)	Financial Institutions / Banks	0	0	0	0	0		
(c)	Central Government / State Government(s)	0	0	0	0	0		
(d)	Venture Capital Funds	0	0	0	0	0		
(e)	Insurance Companies	0	0	0	0	0		
(f)	Foreign Institutional Investors	0	0	0	0	0		
(g)	Foreign Venture Capital Investors	0	0	0	0	0		
(h)	Qualified Foreign Investor	0	0	0	0	0		
(i)	Any other (specify)	0	0	0	0	0		
	Sub-Total (B) (1)	0	0	0	0	0		
(2)	Non-Institutions						N.A	N.A
(a)	Bodies Corporate	156	999940	997040	11.28	11.28		
(b)	Individuals -							
	i. Individual shareholders holding nominal share capital up to Rs. 1 lakh	4064	2556764	2400284	28.84	28.84		
	ii. Individual shareholders holding nominal share capital in excess of Rs. 1 lakh	91	3460845	3460845	39.04	39.04		
(c)	Qualified Foreign Investor	0	0	0	0	0		
(d)	Any other (Shares in transit)	15	23774	23774	0.27	0.27		
	Sub-Total (B) (2)	4326	7041323	6881943	79.43	79.43		
	Total Public Shareholding (B) = (B)(1)+(B)(2)	4326	7041323	6881943	79.43	79.43	N.A	N.A
	TOTAL (A)+(B)	4340	8864875	8705495	100.00	100.00	N.A	N.A
(C)	Shares held by Custodians and against which Depository Receipts have been issued							
(1)	Promoter and Promoter Group	0	0	0	0	0	N.A	N.A
(2)	Public	0	0	0	0	0	N.A	N.A
	Sub-Total (C)	0	0	0	0	0	N.A	N.A
	GRAND TOTAL (A)+(B)+(C)	4340	8864875	8705495	100.00	100.00		

N.A - Not applicable

12/11/2018

(1)(b) Statement showing holding of securities (including shares, warrants, convertible securities) of persons belonging to the category "Promoter and Promoter Group"

Sr. No.	Name of the shareholder	Details of shares held			Encumbered shares(*)			Details of warrants			Details of convertible securities		Total shares (including underlying shares assuming full conversion of warrants and convertible securities) as a % of diluted shares capital
		No. of shares held	As a % of grand total (A)+(B)+(C)	No.	As a percentage (VI)=(V)/(III)*100	As a % of grand total of sub-clause(I)(a) (A)+(B)+(C)	Number of warrants held	As a % total number of warrants of the same class	Number of convertible securities held	As a % total number of convertible securities of the same class	(XII)		
(I)	(II)	(III)	(IV)	(V)	(VI)=(V)/(III)*100	(VII)	(VIII)	(IX)	(X)	(XI)	(XII)		
1	B.ROBERT RAJA	499955	5.64	0	0	0	0	0	0	0	0		
2	B.ANTONY RAJA	102000	1.15	0	0	0	0	0	0	0	0		
3	ARUL MARY RAJA	381795	4.31	0	0	0	0	0	0	0	0		
4	ISABELLE RAJA	260213	2.94	0	0	0	0	0	0	0	0		
5	SISYPHUS RAJA	71845	0.81	0	0	0	0	0	0	0	0		
6	VASANTHI BEULAH	15944	0.18	0	0	0	0	0	0	0	0		
7	VERONICA	7400	0.08	0	0	0	0	0	0	0	0		
8	CHRISTOPHER RAJA	7400	0.08	0	0	0	0	0	0	0	0		
9	RANJITHAM	13000	0.15	0	0	0	0	0	0	0	0		
10	SORNA MARY	4100	0.05	0	0	0	0	0	0	0	0		
11	UBHARA MARY	2000	0.02	0	0	0	0	0	0	0	0		
12	ARUL MARY PAULRAJ	2000	0.02	0	0	0	0	0	0	0	0		
13	INDRA INNASIRAJ	3000	0.03	0	0	0	0	0	0	0	0		
14	CYBERNEME PVT LTD	452900	5.11	0	0	0	0	0	0	0	0		
	TOTAL	1823552	20.57	0	0	0	0	0	0	0	0		


(*) The term "encumbrance" has the same meaning as assigned to it in regulation 28(3) of the SAST Regulations, 2011

KMT



(D)(c) (i) Statement showing holding of securities (including shares, warrants, convertible securities) of persons belonging to the category "Public" and holding more than 1% of the total number of shares

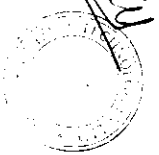
Sr. No.	Name of the share holder	Number of shares held	Shares as a percentage of total number of shares {i.e., Grand Total (A)+(B)+(C) indicated in Statement at para (T)(a) above}	Details of warrants		Details of convertible securities		Total shares (including underlying shares assuming full conversion of warrants and convertible securities) as a % of diluted shares capital
				Number of warrants held	As a % total number of warrants of the same class	Number of convertible securities held	% w.r.t. total number of convertible securities of the same class	
1	P S REDDY	440000	4.96					
2	M V S S SUBBA RAJU	129866	1.46					
3	CHANDRASEN G JHAVERI BHARATI C JHAVERI SHAISHAV C JHAVERI	121515	1.37					
4	P BHAVANA REDDY	97000	1.09					
5	INDIA INFOLINE LIMITED	283837	3.20					
	TOTAL	1072218	12.09					

KM




(1)(c) (ii) Statement showing holding of securities (including shares, warrants, convertible securities) of persons (together with PAC) belonging to the category "Public" and holding more than 5% of the total number of shares of the company **N. A**

Sr. No.	Name of the shareholder	Number of shares held	Shares as a percentage of total number of shares {i.e., Grand Total (A)+(B)+(C) indicated in Statement at para (1)(a) above}	Details of warrants		Details of convertible securities		Total shares (including underlying shares assuming full conversion of warrants and convertible securities) as % of diluted shares capital
				Number of warrants held	As a % total number of warrants of the same class	Number of convertible securities held	% w.r.t. total number of convertible securities of the same class	
1	-	0	0.00					
2	-	0	0.00					
3	-	0	0.00					
4	-	0	0.00					
5	-	0	0.00					
	TOTAL	0	0.00					


KM




(1)(d) Statement showing details of locked-in shares

N.A

Sr. No.	Name of the shareholder	Number of locked-in shares	Locked-in shares as a percentage of total number of shares (i.e., Grand Total (A)+(B)+(C) indicated in Statement at para (1)(a) above)
-		-	-
TOTAL			N.A

10/11






(II)(a) Statement showing details of Depository Receipts (DRs) N.A


Sr. No.	Type of outstanding DR(ADRs, GDRs, SDRs, etc.)	Number of outstanding DRs	Number of shares underlying outstanding DRs		Shares underlying outstanding DRs as a percentage of total number of shares {i.e. Grand Total (A)+(B)+(C) indicated in Statement at para (I)(a) above}		
-	-	-	-	-	-	-	-
TOTAL	-	-	-	-	-	-	-

(II)(b) Statement showing holding of Depository Receipts (DRs), where underlying shares held by 'promoter/promoter group' are in excess of 1% of the total number of shares N.A

Sr. No.	Name of the DR Holder Type of outstanding DR (ADRs, GDRs, SDRs etc.)	No. of shares underlying outstanding DRs		Shares underlying outstanding DRs as a percentage of total number of shares {i.e. Grand Total (A)+(B)+(C) indicated in Statement at para (I)(a) above}		
-	-	-	-	-	-	-
TOTAL	-	-	-	-	-	-


(III)(a) Statement showing the voting pattern of shareholders, if more than one class of shares/securities is issued by the issuer

Description of voting rights for each class of security							
Class X :							
Class Y :							
Class Z :							
Category (I)	Category of shareholder (II)	Number of Voting Rights held in each class of securities			Total Voting Rights (III + IV + V) (VI)	Total Voting rights i.e (VI)	
		Class X (III)	Class Y (IV)	Class Z (V)		As a percentage of (A+B) (VII)	As a percentage of (A+B+C) (VIII)
(A)	Promoter and Promoter Group						
(1)	Indian						
(a)	Individuals / Hindu Undivided Family						
(b)	Central Government / State Government(s)						
(c)	Bodies Corporate						
(d)	Financial Institutions / Banks						
(e)	Any other (specify)						
	Sub-Total (A)(1)						





Category (I)	Category of shareholder (II)	Number of Voting Rights held in each class of securities			Total Voting Rights (III + IV + V) (VI)	Total Voting rights i.e (VI)	
		Class X (III)	Class Y (IV)	Class Z (V)		As a percentage of (A+B) (VII)	As a percentage of (A+B+C) (VIII)
(2)	Foreign						
(a)	Individuals (Non-Resident Individuals / Foreign Individuals)						
(b)	Bodies Corporate						
(c)	Institutions						
(d)	Any other (specify)						
	Sub-Total (A)(2)						
	Total Shareholding of Promoter and Promoter Group (A) = (A)(1)+(A)(2)						
(B)	Public Shareholding						
(1)	Institutions						
(a)	Mutual Funds / UTI						
(b)	Financial Institutions / Banks						
(c)	Central Government / State Government(s)				N.A		
(d)	Venture Capital Funds						
(e)	Insurance Companies						
(f)	Foreign Institutional Investors						
(g)	Foreign Venture Capital Investors						
(h)	Any other (specify)						
	Sub-Total (B) (1)						
(2)	Non-Institutions						
(a)	Bodies Corporate						
(b)	Individuals -						
	i. Individual shareholders holding nominal share capital up to Rs. 1 lakh						
	ii. Individual shareholders holding nominal share capital in excess of Rs. 1 lakh						





Category (I)	Category of shareholder (II)	Number of Voting Rights held in each class of securities			Total Voting Rights (III + IV + V) (VI)	Total Voting rights i.e (VI)	
		Class X (III)	Class Y (IV)	Class Z (V)		As a percentage of (A+B) (VII)	As a percentage of (A+B+C) (VIII)
(c)	Any other (specify)						
	Sub-Total (B) (2)						
	Total Public Shareholding (B) = (B)(1)+(B)(2)						
	TOTAL (A)+(B)						
(C)	Shares held by Custodians and against which Depository Receipts have been issued				N.A		
	GRAND TOTAL (A)+(B)+(C)						

